

Firmware 1.16.0 for Hasselblad H6D-50c and H6D-100c

The 1.16.0 release is a feature update for all H6D Cameras that adds many new functions and improved stability.

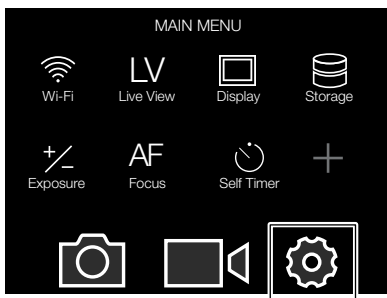
Update procedure

Make sure that you use a fully charged battery on the camera. A charge level of 50% or more is required. Please note that the update procedure normally takes about 7-10 minutes, but can in some cases take up to 12 minutes.


This version also includes an update for the camera body. The camera will restart several times during the update.

Note: Once the update is completed you must remove and reinsert the battery.

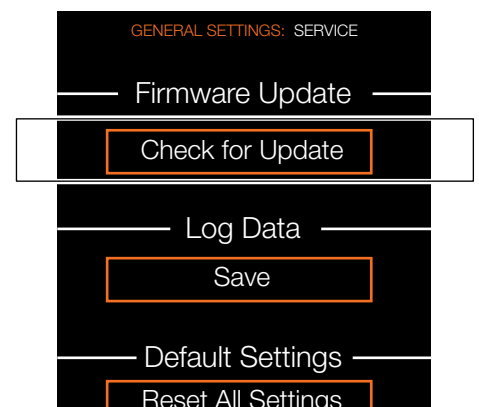
Copy the downloaded file (H6D_v1_16_0.cim) to the SD or CFast card and insert it into the camera. Then follow the procedure below:



1: Select the "Settings Menu" from the main menu.



2: Select "Service"



3: Click "Check for update" and select the file "H6D_v1_16_0.cim" from the list. Finally click "Upgrade".

Added functionality and main improvements for H6D

Compared to v1.12.1:

- Focus peaking in live view
- Histogram in grip display
- Visual Overexposure warning
- Technical camera (Flash Sync and Pinhole)
- Full support for HTS
- Support for Film Magazine HM 16-32
- Video poster frame in Browse mode
- Reduced power consumption in tethered mode
- Service menu: Image sequence counter reset
- Service menu: Factory reset
- About menu: "Usage" shows shutter count for lens
- Improved contrast level in video
- LCD color improvements
- Language updates

April 18, 2017 / The Hasselblad Team