

Firmware 1.15.0 for Hasselblad X1D-50c cameras

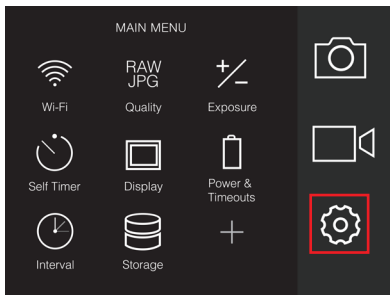
The 1.15.0 release is a feature update for the X1D Cameras that adds many new functions and improved stability.

Update procedure

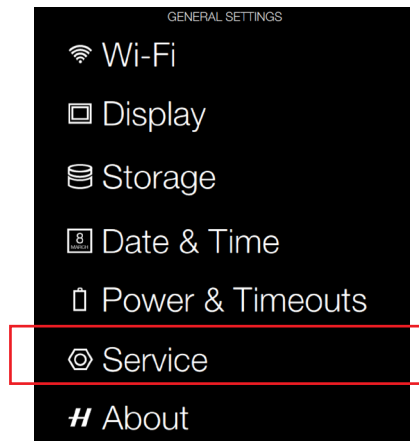
Make sure that you use a fully charged battery on the camera. A charge level of 85% or more is required. Please note that the update procedure normally takes about 7-10 minutes, but can in some cases take up to 12 minutes.

Note: Once the update is completed you must remove and reinsert the battery.

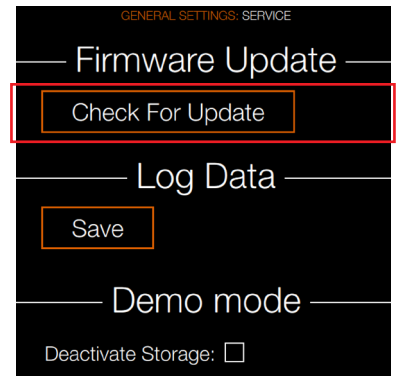
Copy the downloaded file (X1D_v1_15_0.cim) to the SD card. Then follow the procedure below:



1: Select the "Settings Menu" from the main menu.



2: Select "Service"



3: Click "Check for update" and select the file "X1D_v1_15_0.cim" from the list. Finally click "Upgrade".

Added functionality and main improvements for X1D

Compared to v1.14.2:

- Focus peaking
- GPS support
- Max/min settings for AutoISO
- HC Lens Adapter support (Manual Focus only)
- Video poster frame
- Selectable 50/100% zoom level in manual focus assist
- Display menu: Separate Exposure Simulation On/Off setting for M and for A/S/P/Full Auto
- About menu: "Usage" shows shutter count for lens
- Custom Modes - Show actual exposure mode on Control Screen
- Improved contrast level in video
- Improved auto white balance
- Improved support for Phocus Mobile
- LCD color improvements
- Language updates
- Bug fixes

February 15, 2017

The Hasselblad Team