

Firmware 1.15.1 for Hasselblad X1D-50c

The 1.15.1 release is a maintenance release for the X1D-50c camera that addresses the following:

improvements compared to v1.15.0:


- Solves an issue with “No Card” was sometimes shown on the display even if the card was inserted.

Update procedure

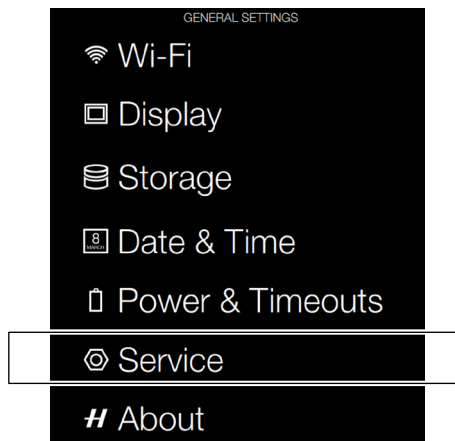
Make sure that you use a fully charged battery on the camera. A charge level of 50% or more is required. Please note that the update procedure normally takes about 7-10 minutes, but can in some cases take up to 12 minutes.

Note: Once the update is completed you must remove and reinsert the battery.

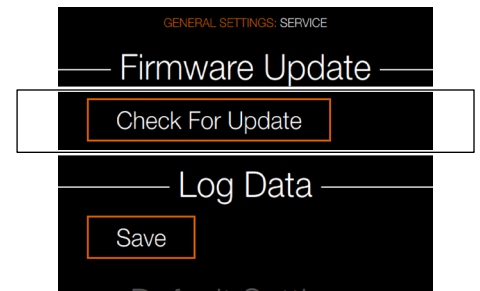
Copy the downloaded file (X1D_v1_15_1.cim) to the SD card and insert it into the camera. Then follow the procedure below:



1: Select the “Settings Menu” from the main menu.



2: Select “Service”



3: Click “Check for update” and select the file “X1D_v1_15_1.cim” from the list. Finally click “Upgrade”.

May 29, 2017 / The Hasselblad Team