

Firmware 1.12.0 for Hasselblad X1D-50c Demo cameras

Important upgrade information!

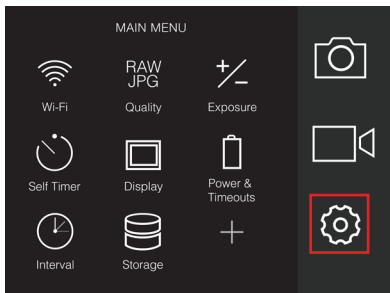
- Version 1.12.0 should only be used on the new Demo cameras. Cameras used for the launch events can only use this update if they have a modified sensor position.

Update procedure

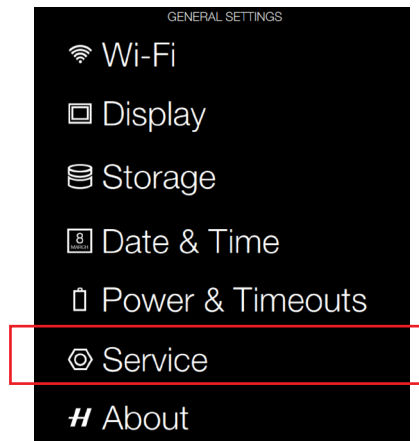
Make sure that you use a fully charged battery on the camera. A charge level of 85% or more is required. Please note that the update procedure normally take about 7-10 minutes, but can in some cases take up to 12 minutes.

Note: after completed update you must remove and reinsert the battery.

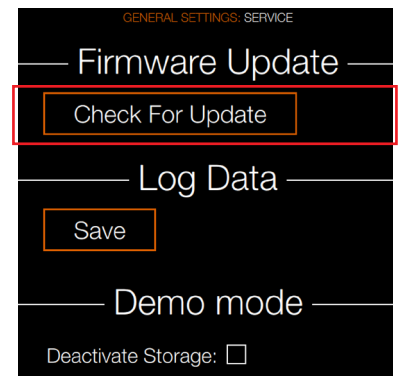
Place the downloaded file (X1D_v1_12_0.cim) on the memory card. Then follow the procedure below:



1: Select the “Settings Menu” from the main menu.



2: Select “Service”



3: Click “Check for update” and select the file “X1D_v1_12_0.cim” from the list. Finally click “Upgrade”.

Added functionality and main improvements for X1D

Compared to v1.9.x:

- Support for XCD30 lenses
- Pan in live view - 100% resolution focus aid
- Spirit level support
- LiveView Manual Focus Aid using focus ring
- Improved camera stability (many system errors have been fixed)
- Improved button and scroll wheel navigation for a better camera experience
- Improved startup time
- Improved tethered functionality and stability

October 20, 2016

The Hasselblad Team